

# Canada's Waste Reduction Week: Activity Packet




Celebrate on

2021

October 18th-24th



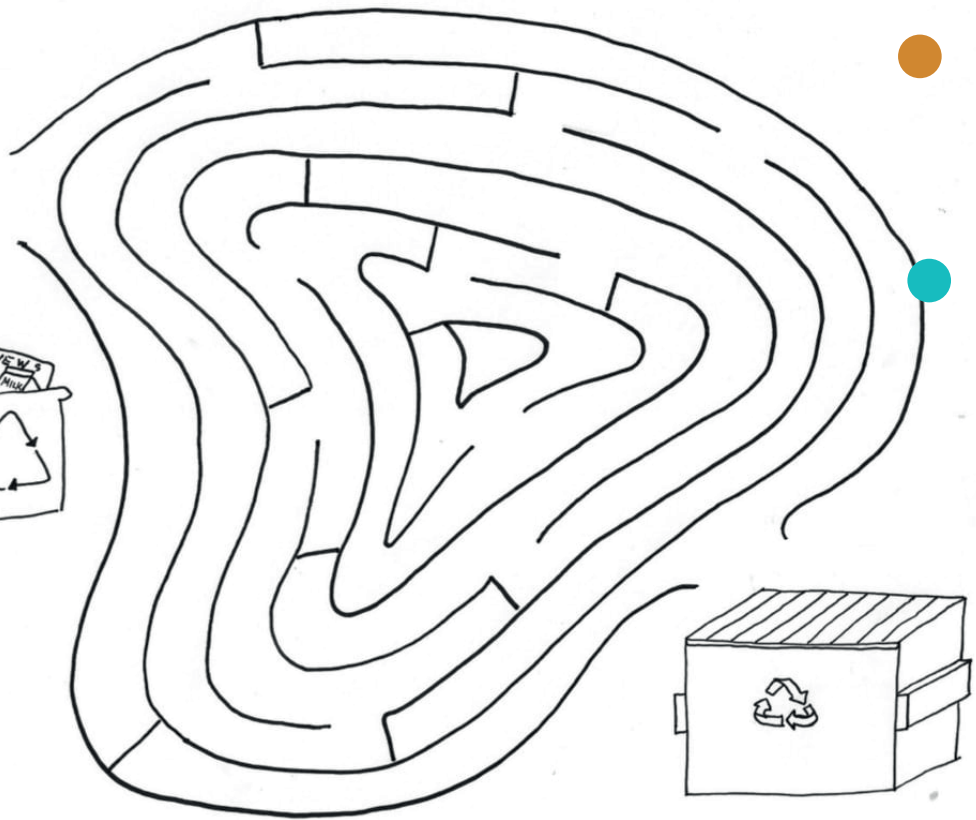
# recycle coach



To learn more about what is and isn't recyclable, download the Recycle Coach app today

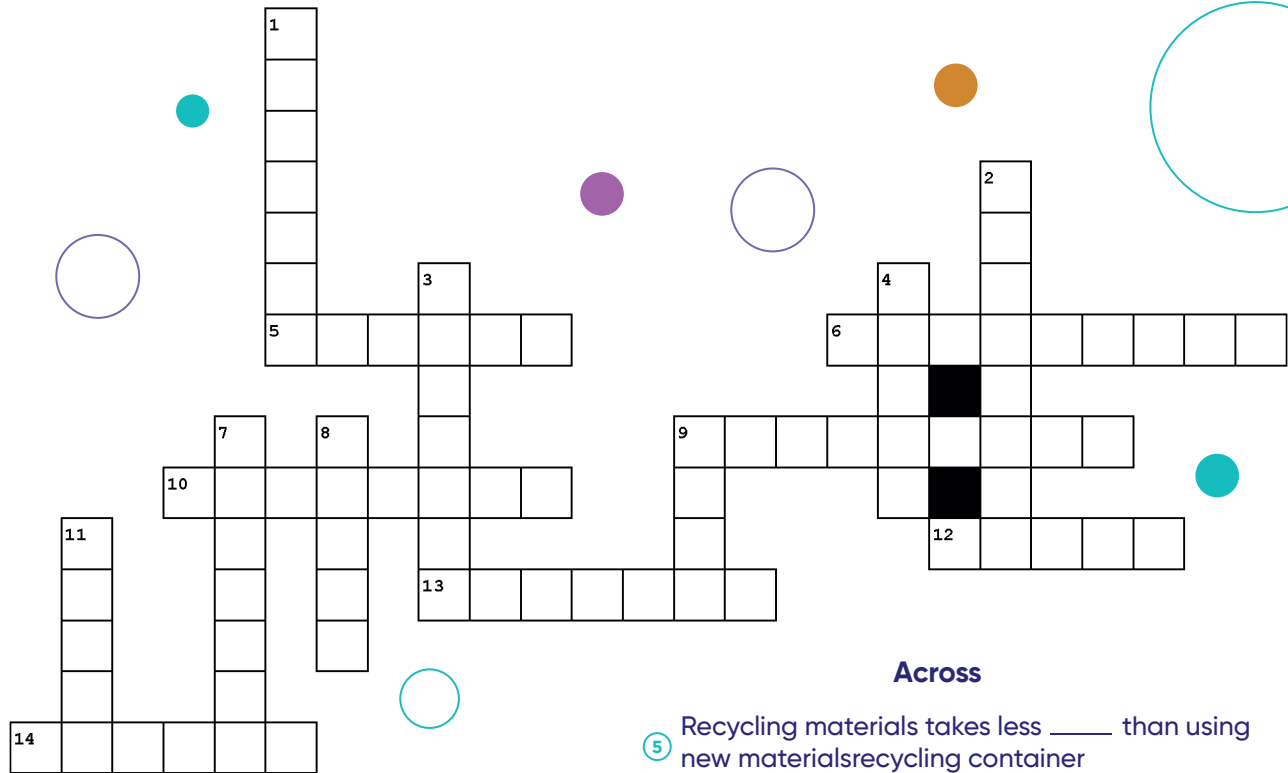
# Recycling Maze

**Directions:** Help Deja find her way through the maze so she can empty her recycling bin into the recycling container



# Recycling Crossword

**Directions:** Read each clue and fill in the appropriate recycling term in the boxes.



## Down

- ① The process of breaking down materials to be manufactured into new products
- ② Trash goes to a \_\_\_\_\_
- ③ Able to decompose
- ④ Made from trees
- ⑦ Made from petroleum
- ⑧ All containers should be \_\_\_\_\_ and clean
- ⑨ Recycled material holders for your home
- ⑪ To use again

## Across

- ⑤ Recycling materials takes less \_\_\_\_\_ than using new materials
- ⑥ What boxes are made of \_\_\_\_\_
- ⑨ These items inside your devices should only be recycled at specialty locations (not your curbside bin) due to their risk of fire
- ⑩ Material soda cans are made from \_\_\_\_\_
- ⑫ Material that can be broken down into sand
- ⑬ What we should do with leftover foods
- ⑭ To use less \_\_\_\_\_



# Sorting Game

**Directions:** Help Taylor and Kai sort these items into the correct bins. Look up each material in the What Goes Where search tool on the Recycle Coach mobile app, then draw a line to the correct disposal bin. Color in the items as you go.



# Recycling Word Search

**Directions:** Find and circle all the words hidden in the grid.

A Y S X A L I A E Q K H C U G F B J M J W C N R A Z V K P E  
 X L X T D C O N T A M I N A T I O N H U H E P Y W O W X G V  
 M O S S K Y C H L I J K F H B L H M H I I F W S O U F R Z T  
 R I Q Q P O L L U T I O N F N C E R B I R X R M L U X K V V  
 S E V J U R T B N T H V L X R R Z E S X W P J A L C N L O K  
 X B U J F X B Y C I K A D J L E M C T I N D E O L T D P R E  
 X X R S F Y E H A P R X Z D M I I Y G I H L N B P G D O E V  
 N Y L S E D S F U F P O C A E F H C C T H W V U W S B R D V  
 V K C P X W H W E T Y W H Q R M L L P C T G I X S E O G U G  
 N W E H B U U L A H P H V J R D Z E Q K I A R J V L T A C L  
 T D A I L I F A A D R A F J G E O X I Y X Q O E G S T N E A  
 P A C S Y G O W X N L Y G J J H P U X H A Q N A D O L I Q S  
 Q U N O Y T O D S G D B Q C X C K A S G Z C M E L R E C O S  
 A J X G N D G P E M O F O E E D O Q I W L I E O C T S V O B  
 G F E Q L T K G S G I X I K B M X M A R A N N U C I R T Y C  
 W R Z V V E A A X C R D S L M W P T P E C S T B N N S T A Z  
 X J N M F Q R I F E B A P N L A P T G O T U T N D G F F G F  
 U X U P N P R S N C N A D B N S P L Y W S R A E A R T H A E  
 E Z M M V K K Z Z E U E C A Q T Q D A A N T Z L N A L K X M  
 P A P E R J U H I V R R W Y B E W P F S N H L J U H C L V Z  
 A R J A C R X X O Q W S B S G L C C S T T D B R H M V P C P  
 U S S E A D N F P U T A O S P E E O W E R I C O A K I E X D  
 J K D J R L N J C Z G A N H I A D H B C E E C L O X G N F H  
 Q F W O D G J D I S P O S A L D P S R P N A R N E H N V U Q  
 B O A U B F O C A R K A X D D C E E V J E G J Q X A Q N S M  
 Q X P T O O S T I A K M A Z W K D B R M W P N C Q Y N I V B  
 Y L U Q A V L T U N R B O Z I Q U E I D Q P Z P C Y O X N Z  
 J W D N R G Q J C D O Y R X U Y B F W N T C R D O W Z S Y Z  
 J V J S D Z Z L B Q B N N U P X R K I D Y N W U G T I A J G  
 A Y O S F S Q Q P J K B F R G M W U H B B E V V O M W J W B

hazardous waste  
 biodegradable  
 empty and clean  
 contamination  
 curbside bin

pollution  
 containers  
 newspaper  
 cardboard  
 disposal

recycle  
 sorting  
 reduce  
 compost  
 repair

landfill  
 tangles  
 plastic  
 bottles  
 paper


earth  
 glass  
 organic  
 renew

waste  
 aluminum  
 environment  
 reuse



# Connect the Dots

**Directions:** Connect the dots in the correct number order.  
You can color in the picture once you're done.





# Recycled Paper Craft

**Directions:** Did you know you can make your own recycled paper at home? It's actually super easy! Follow these steps:




**Step 1:** Rip up your old scrap paper and soak it in water. If you want to add color into it, just add some colorful construction paper to the mix.




**Step 2:** Mash the paper mixture up or use a blender to turn the paper into a watery pulp then add it to a basin larger than your paper frame.



**Step 3:** Dip your old picture frame that has a plastic or metal mesh screen into the basin so that the frame fills with pulp.



**Step 4:** Lift and drain as much water as you can out of the frame. Use your hand to even out spots as needed.



**Step 5:** Use a sponge or rag to flatten out the pulp and absorb some of the water.



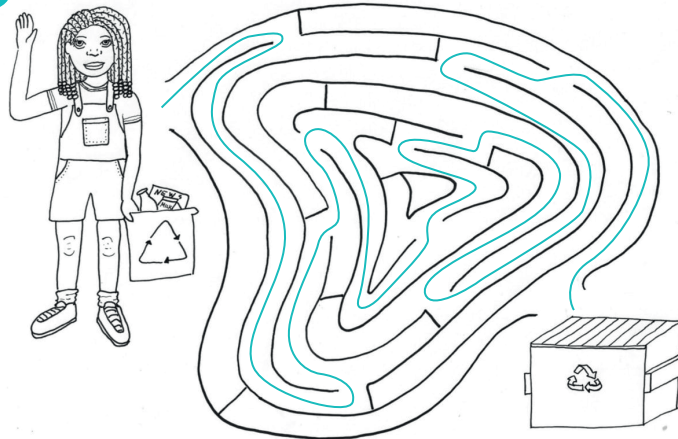
**Step 6:** Flip onto a dishtowel and let dry overnight. Voila—you have new paper!

# Answer Key

5


AYSXALIAEOKHCUGFBIMJWCNRAZVKPE  
 XLXTD**CONTAMINATION**HUHEPYWOWXGV  
 MOSSKYCHLLIKFHBBLMHIIFWFSOUFRZT  
 RIQQ**POLLUTION**FNCERBIRXRMLUXKVV  
 SEVJURTBNT**H**VLXRRZESXWPJALCNLOK  
 XBUJFXBYCIKADJLEMCTINDE**O**LTDPRE  
 XXRSFYEHAPRXZDMIYGIHLNBPGDOEV  
 NYLSEDSFUFPOCAEFHCCTHWVUWSBRDY  
 VKCPXWHWETYWHORMLLPCTGIXSEOGUG  
 NWEHBUULAHPHVJR**DZE**QKJARJVI**TAC**LA  
 TDAILIFAADRAFJGE**O**XIYXQOEGSTNEA  
 PACSYGOWXNLYGJJHPUXHAQNADOLIQS  
 QUNOYTODSGDBQCXC**KASGZ**CME**LRE**COS  
 AJXGN**D**GP**F**MO**F**OE**F**DO**O**I**W**L**I**EOCT**S**VOB  
 GFEQ**L**TKGS**G**LX**I**KBMX**M**ARANN**U**CIRTYC  
 WRZVVEAAXCRD**S**LMWPT**P**ECST**B**NNSTAZ  
 XJNMFQRI**F**E**B**AP**N**L**A**PT**G**OT**U**T**N**D**G**FFGF  
 UXUPNPR**S**N**C**N**A**DB**N**S**P**LY**W**S**R**A**E**ARTHAE  
 EZMMVKKZZEUE**CA**QT**OD**A**AN**T**Z**L**N**AL**K**X**M**  
 P**A**P**F**R**J**U**H**I**V**R**R**W**B**E**W**P**F**S**N**H**L**J**U**H**C**L**V**Z  
 ARJACRXXOQWS**B**S**G**L**C**C**S**T**T**D**R**H**M**V**P**C**P**  
 USSEADNFPUTAOS**P**E**E**OWER**I**COAK**I**EXD  
 JKDJRLN**J**CZGAN**H**I**A**D**H**B**C**EE**C**L**O**X**G**N**E**H  
 QFWODG**J**DIS**P**OSA**D**PS**R**PN**A**R**N**E**H**N**V**U**O**  
 BOAUBFOCARKAXDD**C**E**F**Y**J**E**G**J**O**X**A**Q**N**S**M**  
 QXPT**O**OST**I**AK**M**A**Z**W**K**D**B**R**M**W**P**N**C**Q**Y**N**I**V**B**  
 YLUQAVLTUNRBOZ**I**QUE**I**D**Q**P**Z**PC**Y**O**X**N**Z**  
 JWDNRGQJ**C**DOYRXUYBF**W**NT**C**R**D**OW**Z**S**Y**Z  
 JVJSDZZ**L**B**Q**B**N**U**P**X**R**K**I**D**Y**N**W**UG**T**I**A**J**G**  
 AYO**S**F**S**Q**Q**P**J**K**B**F**R**G**M**W**U**H**B**E**V**V**O**M**W**J**W**B

2





# Answer Key



Recycle Coach is committed to enhancing your recycling knowledge through many fun educational activities on our app. Download the app today and see what you can learn!



We want to hear from you and help you recycle better! Send your feedback and suggestions about this packet to

[education@recyclecoach.com](mailto:education@recyclecoach.com)

