


# Recycle Coach Spring Activity Packet

Ages 3-5



Download the  
app today



SCAN ME

Follow Us




[www.recyclecoach.com](http://www.recyclecoach.com)



# Sort the Items

Directions: Use the 'What Goes Where' search tool on the Recycle Coach Mobile App to sort these items correctly. Draw a line from each item to the correct bin.



# Coloring Page

Directions: Color in the picture then trace the phrase below to find out the important recycling lesson.




If you can't recycle something:

Reuse it

# Cut and Paste Puzzle

Directions: Cut along the dotted lines then organize the puzzle into the correct image to see what you could do to help the Earth. Paste it onto a piece of scrap paper. Finish by coloring in the picture when the glue dries.





Use reusable plates and utensils when picnicking to reduce waste.



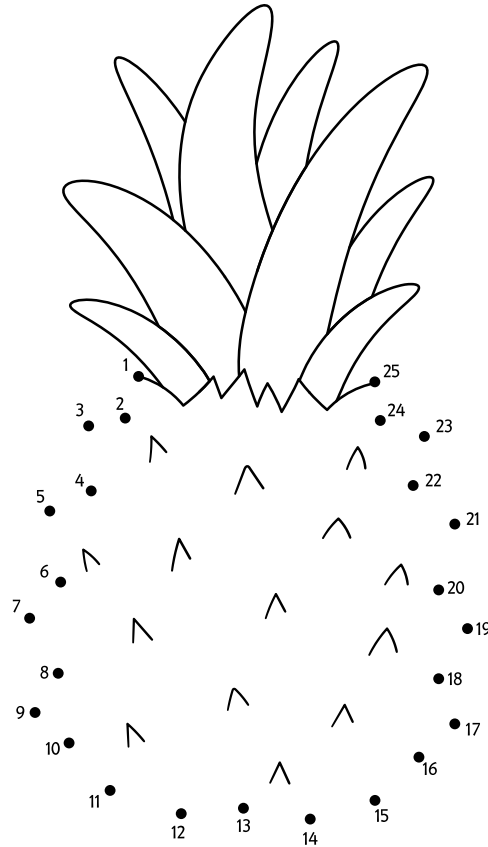
# Maze

Directions: Which item is the recyclable material that can make it through to the recycling bin?



# Connect the Dots

Directions: Connect the dots to complete the image. Then color it in.




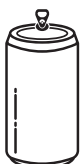
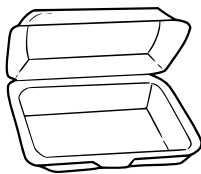



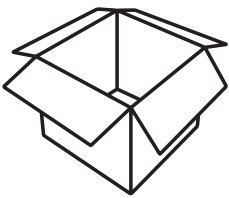
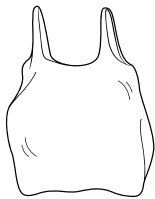
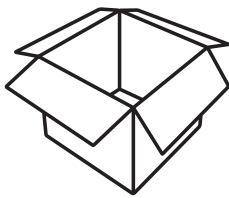
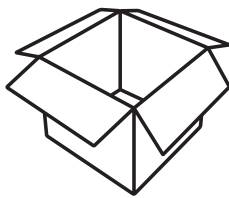
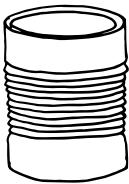
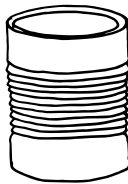
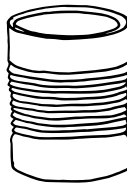
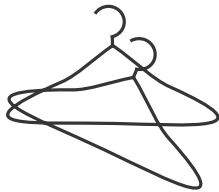






Food Waste is a huge problem worldwide. Try composting your food scraps to help your garden grow this spring and reduce your household waste.



# What Doesn't Belong

Directions: Circle the item that doesn't belong in each series. Look the items up in the 'What Goes Where' search tool to see if they are recyclable in your area. Then color in the items that are recyclable.



# Garden Reuse Ideas

Here are some ways to reuse items by adding them to your garden and help cut down on waste.

Cut used plastic bottles or containers as plant covers to protect your seedlings.



Nail used plastic food containers to a post to create mini bird feeders.



Cut up and sew your old jeans to make an upcycled gardening belt to hold your tools and seed packets.



Use umbrella handles or other tall, thin objects you're planning to discard for plants that need stability.



# Answer Key

\*\*\* Each recycling program is unique in what it accepts, therefore any activity that asks you to look up items in the 'What Goes Where' search tool will not have answers provided in this answer key. The correct answer for each item are searchable on the Recycle Coach Mobile App.

4

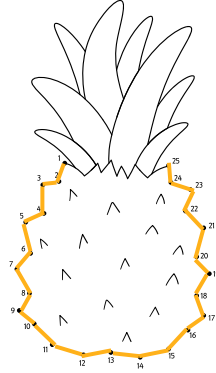


5



# Answer Key

6



7



We want to hear from you and help you recycle better!  
Send your feedback and suggestions about this packet to

[education@recyclecoach.com](mailto:education@recyclecoach.com)



Recycle Coach is committed to enhancing your recycling knowledge through many fun educational activities on our app. **Download the app today and see what you can learn.**