

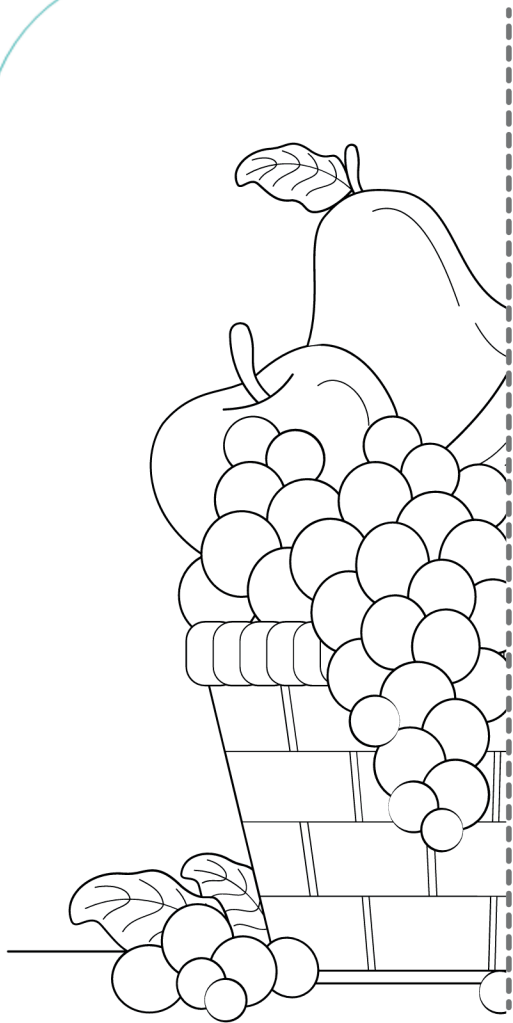
# Spring Activity Packet

Ages 6-8



# Draw the Other Half

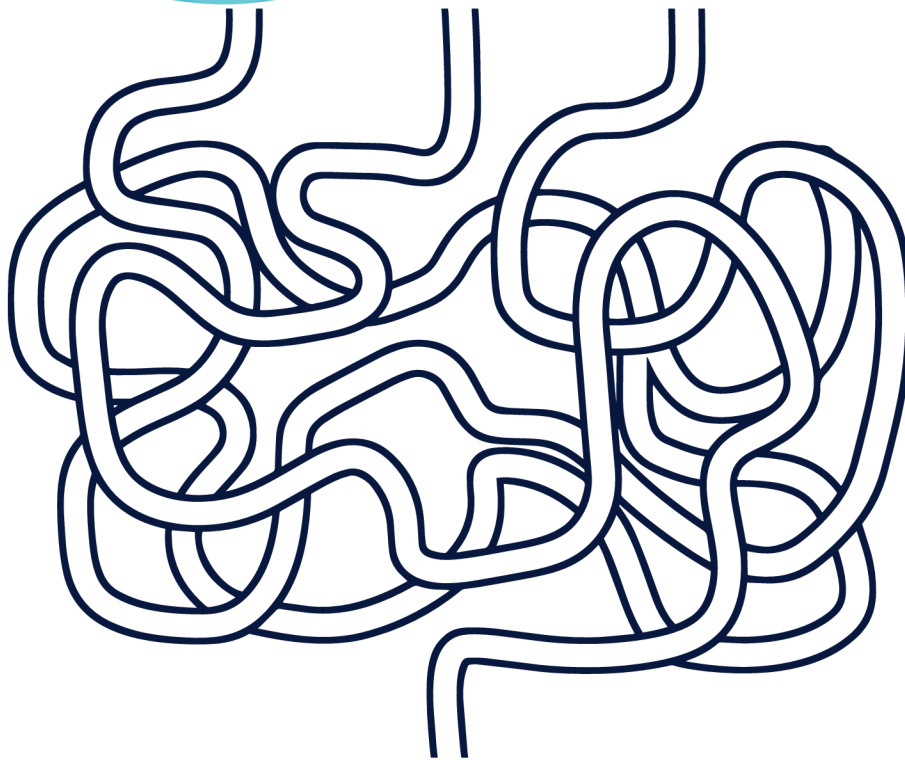

**Directions:** Draw the other half of the fruit basket. Finish the picture by coloring it in.



Food Waste is a huge problem worldwide. Try composting your food scraps to help your garden grow this spring and reduce your household waste.

# Maze

Directions: Which item is the recyclable material that can make it through to the recycling bin?



# Sort the Items

Directions: Use the 'What Goes Where' search tool to sort these items correctly. Draw a line from each item to the correct bin.





# Word Search

**Directions:** Find and circle all the listed words that are hidden in the grid. Then check the box if your household does these eco-friendly methods to help the environment.

X	R	E	P	A	I	R	I	T	E	M	S	S	Q	R	Z	T	N
Q	T	E	C	P	C	U	L	D	L	C	C	B	M	X	R	C	T
M	D	D	D	V	U	N	W	Z	Q	H	O	S	R	Y	X	T	T
A	M	H	Z	U	P	T	M	A	R	Z	M	U	T	O	G	I	K
E	K	P	N	Z	C	F	W	M	H	K	P	A	T	J	N	F	U
C	O	U	J	X	Y	E	X	F	I	B	O	V	U	T	G	C	W
U	R	X	I	P	C	T	W	C	T	N	S	U	N	P	M	M	U
D	B	G	Q	B	L	G	E	A	S	W	T	E	B	C	N	S	W
I	M	X	U	L	E	I	X	P	S	J	J	I	A	S	P	C	P
S	G	R	N	W	S	G	G	R	C	T	E	Y	Y	F	U	R	Z
G	G	X	Y	R	E	C	Y	C	L	E	E	S	V	P	P	K	D
V	H	Q	F	T	K	B	Z	D	M	A	R	E	U	S	E	Y	O

☐ Compost

☐ Upcycle

☐ Repair Items

☐ Reuse

☐ Recycle

☐ Reduce Waste

# Cryptogram Message

Directions: Use the given key to decipher the sentence below.

## Key

A	B	C	D	E	F	G	H	I	J	K	L	M
17	7	9	21	25	5	11	22	1	18	8	4	19

N	O	P	Q	R	S	T	U	V	W	X	Y	Z
2	24	26	16	3	10	6	14	23	13	20	15	12

If you can't recycle it,  
try to:

                                                       
3    25   14   10   25            1    6

# Hidden Picture

**Directions:** Find the following hidden items in the picture. Then look up these items using the What Goes Where search tool to find out if they are accepted in your local program. Check the box if it is recyclable. Always dispose of items correctly to keep waste out of our oceans.

☐ Plastic Bottle

☐ Diaper

☐ Plastic Bag

☐ Coffee Cup

☐ Straw

☐ Milk Carton





# Garden Reuse Ideas

Here are some ways to reuse items by adding them to your garden and help cut down on waste.

Cut used plastic bottles or containers as plant covers to protect your seedlings.



Nail used plastic food containers to a post to create mini bird feeders.



Cut up and sew your old jeans to make an upcycled gardening belt to hold your tools and seed packets.



Use umbrella handles or other tall, thin objects you're planning to discard for plants that need stability.

# Answer Key

\*\*\* Each recycling program is unique in what it accepts, therefore any activity that asks you to look up items in the 'What Goes Where' search tool will not have answers provided in this answer key.

3



5

. R E P A I R I T E M S . . . . .  
. . E . . . . . C . . . . .  
. . . D . U . . . . . O . . . . .  
. . . . U P . . . . . M . . . . .  
. . . . C . . . . . P . . . . .  
. . . . Y E . . . . . O . . . . .  
. . . . C W . . . . . S . . . . .  
. . . . L . . A . . T . . . . .  
. . . . E . . . S . . . . .  
. . . . . . . . T . . . . .  
. . . . R E C Y C L E E . . . . .  
. . . . . . . . R E U S E . . . . .



# Answer Key

6

R E U S E I T

7

