

Recycle Coach Holiday Activity Packet

Ages 6-8



Download the
app today



SCAN ME

Follow Us




www.recyclecoach.com



Coloring By Letter

Directions: Fill in the correct color based on the letter key below



e m p t y
red green yellow blue orange

Make sure all containers in recycling are empty and clean!



Word Search

Directions: Find and circle all the listed holiday waste items that are hidden in the grid. Then look up the item in the "What Goes Where" search tool on the mobile app. Check the box if it is recyclable.

U C D B O X E S Z A O K
G A R L A N D V U N W V
U N M C A R D S E G H K
L D N G I F T W R A P M
D L G B I L I G H T S C
M E O R N A M E N T S R
Q S F A K E T R E E U A
N V A L T I N S E L N J

Boxes

Fake Tree

Lights

Candles

Garland

Ornaments

Cards

Gift Wrap


Tinsel



Hidden Picture

Directions: Find the following hidden holiday items in the picture

- Menorah
- Dreidel
- Candle
- Latke Pancakes
- Torah Scroll
- Gold Coins



Word Jumble

Directions: Unscramble the jumbles and write one letter in each box to see what the four main recycling material categories are. Then arrange the greyed letter boxes to answer the final question.

1 slags →

2 eappr →

3 aetml →

4 pcastli →




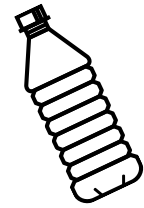

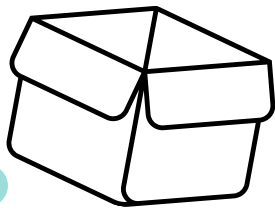
What are we helping when we recycle?

5 h



Sort the Items

Directions: Use the "What Goes Where" search tool on the Recycle Coach mobile app to sort these holiday items correctly. Draw a line from each item to the correct bin. Color in the items as you complete them.



Crossword Puzzle


Directions: Fill in the crossword puzzle with the correct terms from the word bank using the given clues.

Word Bank:

REDUCE
CLEAN

RECYCLE
REUSE

WHERE
LANDFILLS



Across: →

1. To use again.
4. Recycling keeps items out of _____.
5. Use the What Goes _____ search tool.

Down: ↓

1. To use less of something.
2. Items you recycle should be empty and _____.
3. To turn waste into reusable material.



Holiday Recycling Craft

Make your own wrapping paper from scrap paper and used Styrofoam..



Cut out a piece Styrofoam from a used take out container or plate.



Use a pencil to draw in your designs.



Lightly paint your handmade stamp with acrylic paint.



Place your stamp on some scrap paper, newspaper, or butcher paper.



Repeat the stamping process or add more to make a pattern.




Wrap your presents and embellish with items from nature.

Answer Key

*** Each recycling program is unique in what it accepts, therefore any activity that asks you to look up items in the "What Goes Where" search tool will not have answers provided in this answer key. The correct answer for each item are searchable on the Recycle Coach mobile app.

3

U	C	D	B	O	X	E	S	Z	A	O	K
G	A	R	L	A	N	D	V	U	N	W	V
U	N	M	C	A	R	D	S	E	G	H	K
L	D	N	G	I	F	T	W	R	A	P	M
D	L	G	B	I	L	I	G	H	T	S	C
M	E	O	R	N	A	M	E	N	T	S	R
Q	S	F	A	K	E	T	R	E	E	U	A
N	V	A	L	T	I	N	S	E	L	N	J

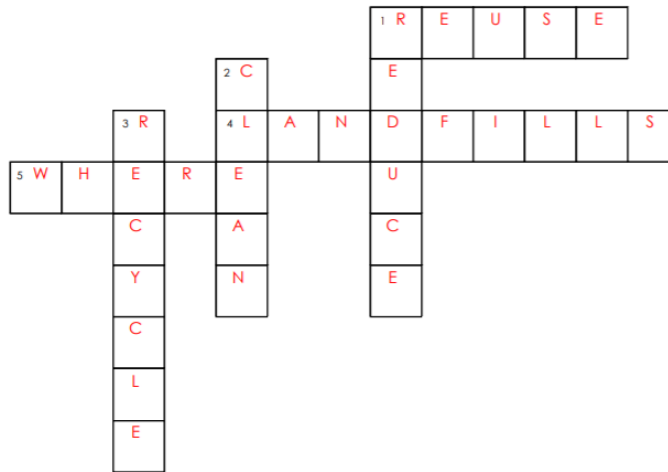


Answer Key

5

- 1 glass
- 2 paper
- 3 metal
- 4 plastic
- 5 Earth

7



We want to hear from you and help you recycle better!
Send your feedback and suggestions about this packet to

education@recyclecoach.com



SCAN ME

Recycle Coach is committed to enhancing your recycling knowledge through many fun educational activities on our app. Download the app today and see what you can learn.