

Empty and Clean



Making sure you only recycle empty & clean materials will help avoid contamination, lower recycling cost, and keep workers safe.

Follow These 5 Tips!

- 1 Give a quick rinse and swish
- 2 Scoop out food residue with a spoon or spatula
- 3 Use leftover dishwater to save on water usage
- 4 Keep paper and cardboard away from wet containers
- 5 Let container dry on your counter if you can

What's the Issue?

- Recyclables are lightly compacted during transport and bottles burst under the pressure. Any remaining liquids or food residue spreads onto other materials.
- Any paper that gets soiled during transport will no longer be recyclable since the fibers will have been broken down.
- Recycling can sit for a long period of time before being sorted. Food residue can attract pests like wasps and rats making for an unpleasant working environment in the facility.
- Since recycling is charged by weight, the added weight of food and liquid in so many containers add to the cost of recovering those materials. This cost over time eventually ends up costing you money in your tax dollars.
- Leaving large amounts of food residue in a container can often be too much to burn off in the recycling process and that material will end up getting sent to landfill or end up contaminating an entire load of viable material.

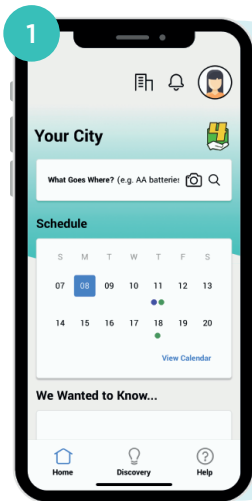


@recyclecoachapp

www.recyclecoach.com

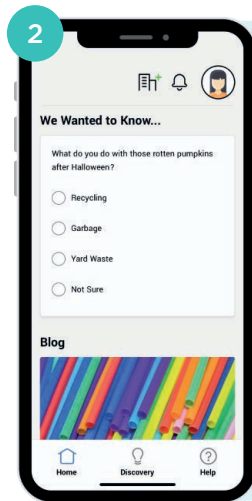
Explore Recycling Education

Recycling is about more than just knowing when your pick-ups are. The Recycle Coach app is now offering additional educational features for residents to learn correct disposal methods for hundreds of materials in their local programs. Explore these features and more on the App today!



What Goes Where Search Feature

Use the “What Goes Where” search tool to find the correct disposal type of hundreds of materials. Now including an image search feature when you snap a picture of the item you’re looking to recycle.



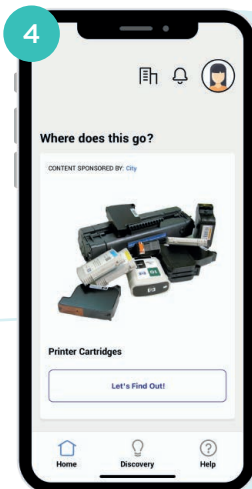
Weekly Quiz Questions

Test your recycling knowledge with a **weekly quiz question** to see if you know what your local program accepts as recycling.



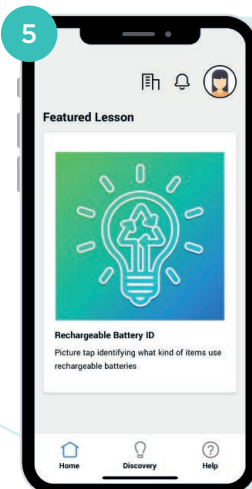
Monthly Blogs

Find ways to reduce your waste, change to eco-friendly products, expand your in-home sustainability, learn to compost, and more with our **monthly blogs** in the Discovery Zone.



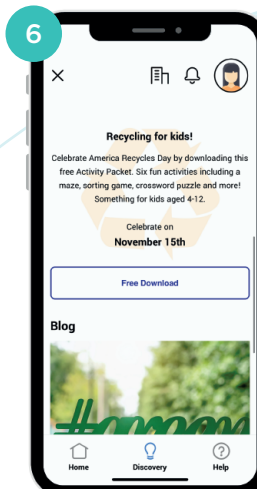
Spotlight Materials

Find out how to properly dispose of several seasonal materials or confusing items in the “Where does this go?” interactive photo gallery. New materials are featured every month.



Monthly Featured Lesson Activities

Play games, take quizzes, watch videos, and more with this monthly interactive lesson feature.



Activity Packets for Kids

Find seasonal **activity packets for kids** in the Discovery Zone. These downloadable packets are easy to print for kids to learn important recycling lessons through games, puzzles, and crafts.



@recyclecoachapp

www.recyclecoach.com