


Avoid Recycling Contamination



Contamination happens when garbage or non-recyclable items are thrown into recycling containers, or when dirty containers leak food and liquid residue onto paper and cardboard.

4 Tips to Follow

1

Don't recycle items just because you hope they are recyclable.

2

Check the "What Goes Where" search tool on the Recycle Coach app.

3

Empty and clean your containers before recycling them.

4

Be aware of specialty recycling items that may require drop-offs to stores or depots.

What's the Issue?

- Across North America, municipalities pay hundreds of millions of dollars in extra sorting fees every year due to contamination. This increase in cost has put many recycling facilities at risk.
- The process of removing the contaminating items increases the cost of recycling programs and in turn, reduces the profitability of the program.
- Not only are costs increased, but contaminated items such as soiled paper can no longer be recycled, and these resources are lost forever.
- When a dirty container or greasy paper is placed in the recycling receptacle with the hope that the recycling facility can clean it themselves, the food and liquid residue can contaminate otherwise clean and recyclable items.
- Many people think that what is most important is to recycle everything. Unfortunately, this means that a lot of non-recyclable items end up in the recycling stream and contribute to contamination.



@recyclecoachapp

www.recyclecoach.com

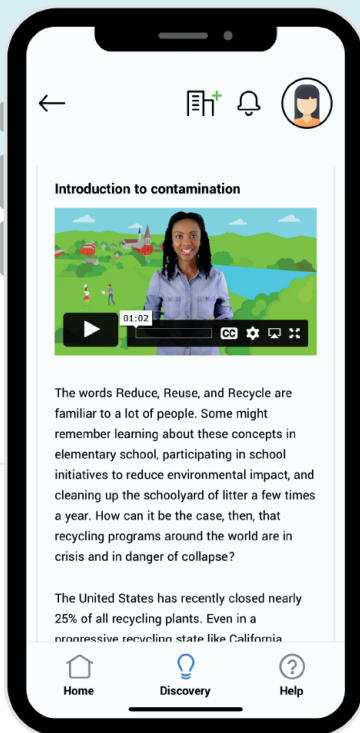
Earn Recycling Education Badges

Our new gamification features allow you to earn badges as you learn about essential topics in recycling.

1

Recycling Fundamentals

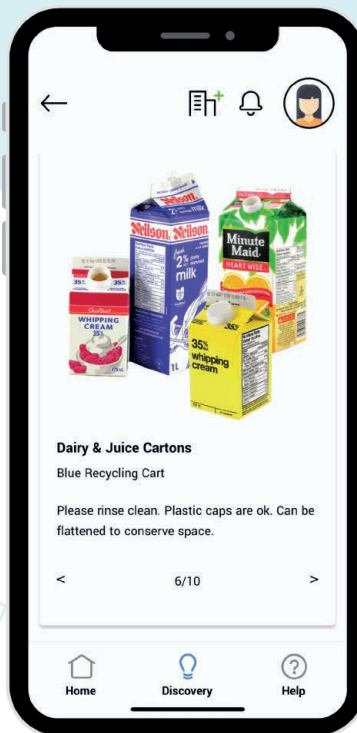
In Recycling Fundamentals, you can watch videos or read the corresponding article to learn about important topics that can help you become a better recycler. Then test your knowledge with a quiz to earn our Recycling Fundamentals badge.



2

Misunderstood Materials

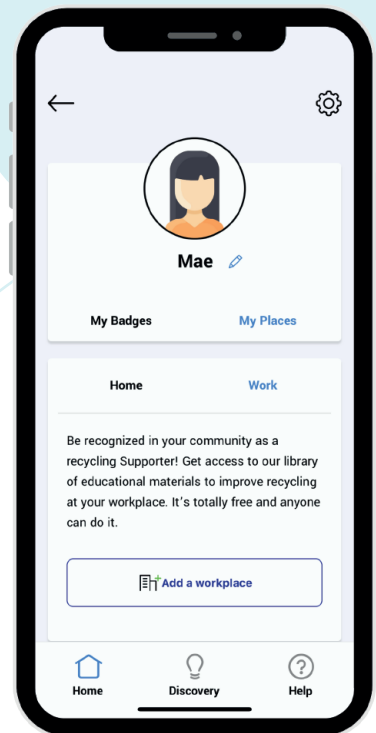
In our Misunderstood Materials series, learn about several materials that often get disposed of incorrectly, then take a quiz to see if you can figure out the correct disposal for each item to earn your badge.



3

Workplace Badge

Add your workplace to join the hundreds of workplace supporters and gain access to our workplaces resource center in the building notification icon at the top of the app.



@recyclecoachapp

www.recyclecoach.com